

DOWNLOAD PDF DOCUMENT



94 FORD RANGER WIRING D...

DOWNLOAD DOCUMENT NOW

Updated: 11/03/2017

DISCLAIMER:

BE-FIRST.CO uses the following 94 ford ranger wiring diagram book available for free PDF download which is also related with

94 FORD RANGER WIRING DIAGRAM

People, who like to read eBooks and constantly use digital libraries, confess that sometimes they cannot download 94 ford ranger wiring diagram or other necessary files because of bugs on the site. We can explain you why this happens. It is because of various hackers' attacks that cause troubles to users of digital libraries. We offer you to download 94 ford ranger wiring diagram for free after registration. This action provides for free, easy and unlimited use of our library and access to 94 ford ranger wiring diagram. It will not take much time - just follow the link below and start the registration. You have to answer simple questions to become a constant user of our site and download 94 ford ranger wiring diagram if needed. When you pass the registration, you will get an access to our digital library where you will be able to find eBooks of all existing genres and fields - 94 ford ranger wiring diagram, belles-lettres, scientific literature and so on.

DOWNLOAD NOW

DOWNLOAD PDF DOCUMENT

DOWNLOAD PDF DOCUMENT

94 FORD RANGER WIRING D...

[X0100 WIRING DIAGRAM](#)

X0100 Strike Interface Time Delay Module Power Wiring Diagram(24 VAC VDC; 250mA Max) 5 Amp Max NC (Normally Closed) To Electric Strike Common C (Common) +24 V NO (Normally Open) (Dry Contacts) 2 1 NC (Normally Closed) To Control Activation C (Common) NO (Normally Open) (Dry Contacts) 3 4 2 Amp Max Activation Common Note: This module does not provide an output voltage to drive an electric strike. ...

File name: X0100-Wiring-Diagram.pdf

[Download now or Read Online](#)

[BLOCK WIRING DIAGRAM FOR 2S-SS](#)

BLOCK WIRING DIAGRAM IWS-ABDS1. Without volume control2. With volume control Volume control should be auto transformer type control (SVC-W, SVC-I, RVC-W, RVC-I). The use of 8 ohm speakers is recommended. When A+B is selected, the net load to amplifier is 4 ohms.Dayton Audio PO Box 52 Springboro, OH 45066 300T575 ...

File name: 300-575-dayton-audio-iws-abds-block-wiring-diagram.pdf

[Download now or Read Online](#)

[MICROSOFT WORD - CORDONA WIRING DIAGRAM SBK- 4 2 NEG. 4 COILS.DOC](#)

Wiring diagram for engines with 4 coils, 2 negative wires from the CDI, and 4 +12vwires from the stock wiring harness.For 3 cyl. and single cyl. splice the number of Killbox yellows necessary and ground theremaining yellows. For Dyna 2000; connect one (any) yellow to orange and one otheryellow to gnd. The other 2 yellows are not used, should be cut.A GP Switch should be installed in the Pullswitch...

File name: cordona wiring diagram SBK- 4 2 neg. 4 coils.pdf

[Download now or Read Online](#)

[UPFRONT](#)

2001 ELECTRIC RANGER 2001 ELECTRIC RANGER VEHICLE WIRING DIAGRAMS FCS-12887-01 FORD CUSTOMER SERVICE DIVISION Quality is Job 1 Ford Customer Service Division has developed a new format for the 2001 Electric Ranger Wiring Diagrams. Our goal is to ORDERING INFORMATIONprovide accurate and timely electrical information. Information about how to order 2001 Wiring Diagrams Features additional copies of...

File name: 2001 Ranger EV Wiring Diagram.pdf





















[Download now or Read Online](#)

DOWNLOAD PDF DOCUMENT

DOWNLOAD PDF DOCUMENT

Here below another book similar with:

94 FORD RANGER WIRING D...

-  [94 ford ranger wiring diagram](#)
-  [2003 ford ranger ignition wiring diagram](#)
-  [wiring diagram iat sensor 2010 ford ranger](#)
-  [1997 ford ranger engine diagram](#)
-  [ford ranger coolant system diagram](#)
-  [ford ranger 2013 manual del usuario](#)
-  [1999 ford ranger engine problems](#)
-  [2007 ford ranger parts manual](#)
-  [ford ranger repair manual 2006 turbo diesel](#)
-  [1997 ford ranger repair manual free download](#)
-  [ranger radio wiring](#)
-  [wiring diagram side mount distributor ford 8n](#)
-  [ford sport trac radio wiring diagram](#)
-  [ford 7610 ac wiring diagram](#)
-  [ford explorer neutral safety switch wiring diagram](#)
-  [ford aerostar stereo wiring diagram](#)
-  [wiring diagram ford ignition starter](#)
-  [wiring diagram for radio cassette player of ford festiva 1996](#)
-  [wiring diagram for ford escort](#)
-  [2006 lincoln navigator ford expedition service manual two volume set and the wiring diagrams manual](#)

DOWNLOAD PDF DOCUMENT